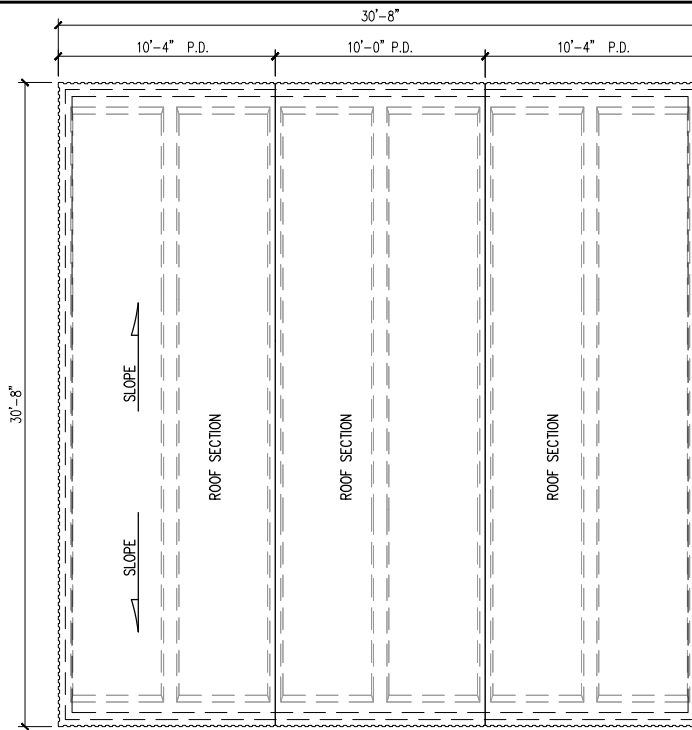
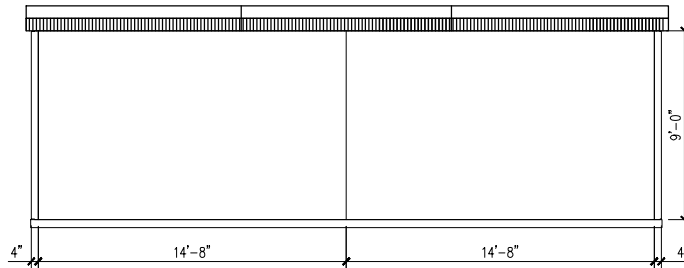


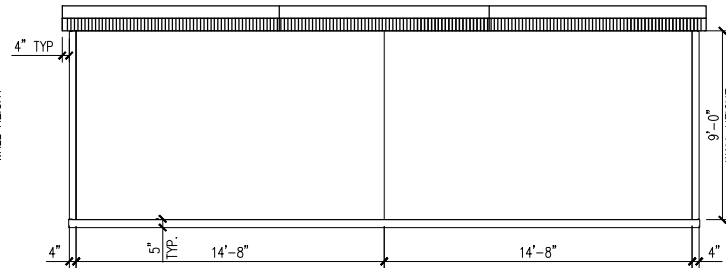
FLOOR PLAN



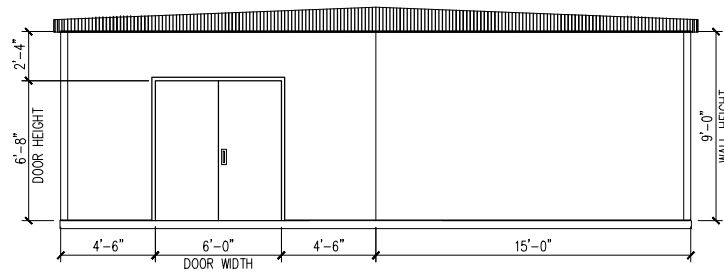
ROOF PLAN



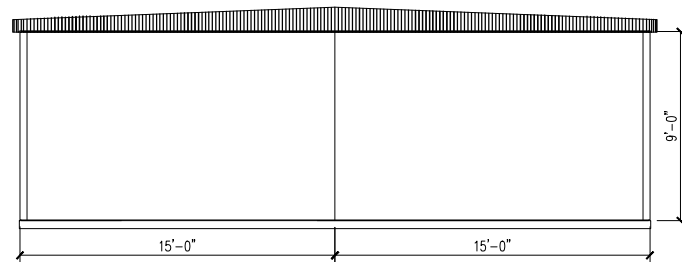
RIGHT ELEVATION



LEFT ELEVATION



FRONT ELEVATION



BACK ELEVATION

GENERAL NOTES:

- ALL REQUIRED OPENINGS FOR ELECTRIC, MECHANICAL, LOUVERS, ETC. MUST BE SIZED AND LOCATED BY BUYER ON THIS DRAWING (OPENING SIZES AND LOCATIONS MAY HAVE TO BE ALTERED IF THEY INTERFERE WITH CONNECTIONS OR REINFORCING)
- ALL VIEWS ARE FROM EXTERIOR
- A SIGNED COPY MUST BE RETURNED BEFORE BUILDING CAN BE RELEASED FOR PRODUCTION

- EASI-BRICK
- EXPOSED AGGREGATE
- BROOM
- OTHER: _____

NOTE: FINISH OPTIONAL, VARIOUS FINISHES ARE AVAILABLE

MESSAGE CENTER	
BUILDING FINISH	TO BE SELECTED
BUILDING STAIN	-
DOOR COLOR	-
BUILDING WEIGHT	-
CUSTOMER APPROVAL	
APPROVED BY:	DATE:

BUILDING LAYOUT

EASI SET® WORLDWIDE
 5119 Callett Rd. • Midland, VA 22728 • info@EasiSet.com
 WWW.EasiSet.com • 800-547-4045 • Fax 540-439-2541

DATE	DESCRIPTION	INI.	REV.

PROJECT: 30'X30'9" STD EASI-SPAN BUILDING
 ADDRESS _____
 CITY STATE _____
 CONTRACTOR-CONTRACTOR _____

BUILDING LAYOUT

JOB # _____
 DRAWN BY WCR
 CHECK BY ESW
 ISSUE DATE 04.23.14

SHEET LAYOUT