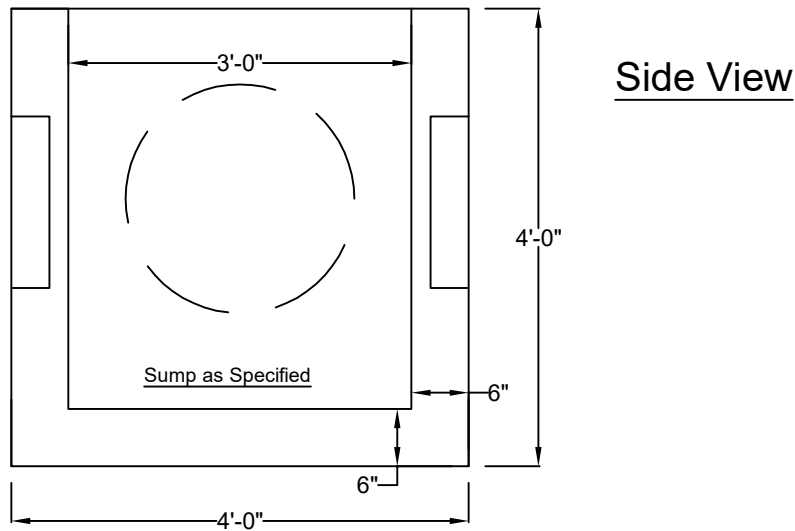
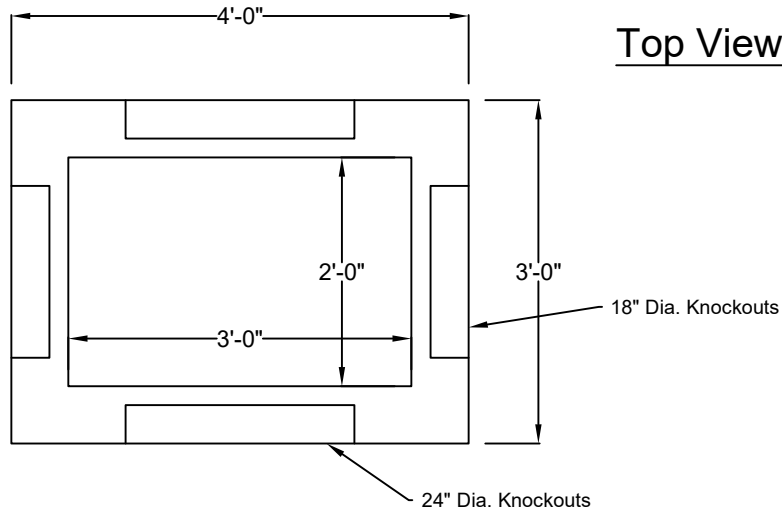
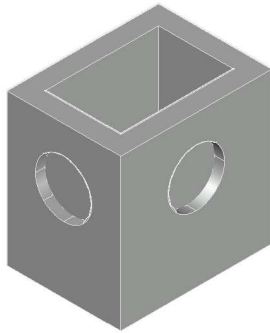




Precast Concrete 24" x 36" x48" Catch Basin



Weight: 3,900 lbs



Standard Features

- 4500 PSI Concrete @ 28 Days
- Conforms to ASTM C-478
- Design for H2O loading
- Manufactured in NPCA Certified Plant



T: 269-342-0539
F: 269-344-4810
qualityprecastinc.com

7800 ADOBE RD.
KALAMAZOO, MI